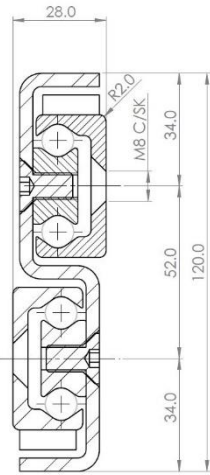
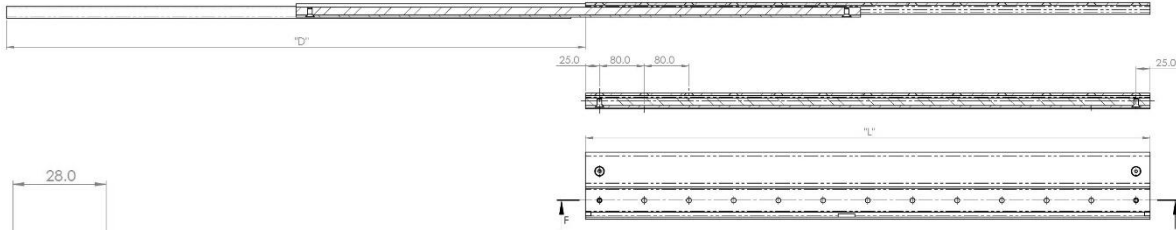


**TFS43**  
**FULL EXTENSION**

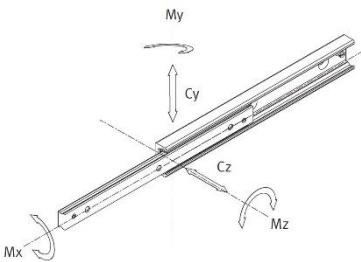


SLIDING SYSTEMS TFS RANGE



Configuration & Load Table					
Part Number	Installation Length "L"	Extension Length "D"	Load Capacity	C100 (N)	No. of Holes
			Cy (N)		
4080.TFS43.0530	530	556	2061	3121	7
4080.TFS43.0610	610	626	2603	3953	8
4080.TFS43.0690	690	726	2775	4197	9
4080.TFS43.0770	770	796	3319	5010	10
4080.TFS43.0850	850	866	3873	5837	11
4080.TFS43.0930	930	966	4036	6095	12
4080.TFS43.1010	1010	1036	4590	6916	13
4080.TFS43.1090	1090	1106	4908	7750	14
4080.TFS43.1170	1170	1206	4610	7645	15
4080.TFS43.1250	1250	1276	4398	8829	16
4080.TFS43.1330	1330	1376	4027	9077	17
4080.TFS43.1410	1410	1446	3864	9909	18

**Mounting details**



Load capacity are stated per single extended slide Axial (Y) & Coaxial (Z) in Newtons

Options: Various dimensions of the main profile, slide lengths, extensions, drillings and hole centres to customer requirements

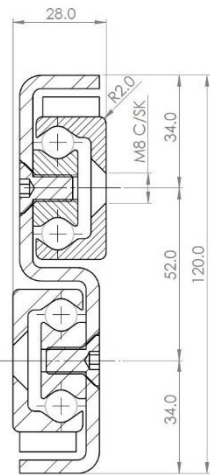
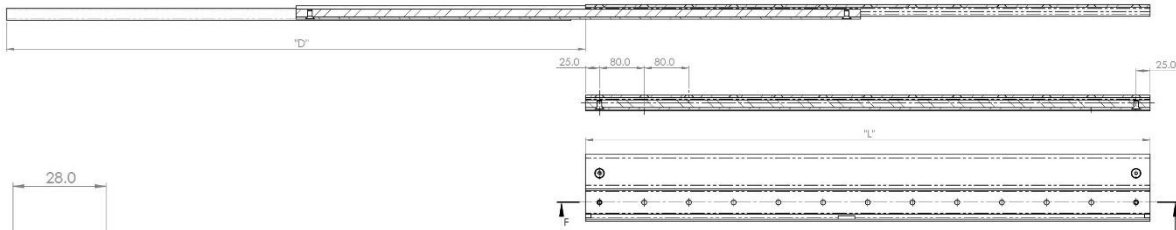


We recommend use the major axis, do not dismantle the slide! The maximum safe load is given for a fully extended pair of slides, mounted on the major axis, with a load spread uniformly along the inner beam.

- Material:** Beams: Cold drawn steel CF53
- Induction hardened raceways 58+4 HRC
- Depth of hardening: Min 0.8mm
- Black zinc passivate corrosion protection
- Four point bearing contact bearings with zero clearance
- Bearings: GCr15 60+4 HRC, Cage material: SPCC
- Two way travel by removal of stop screw
- Max operational temp: 170 degs C (+hi-temp lube)
- Max operating speed: 0.8 m/s
- We recommend external stops are used during operation

*'UK Company, Global Reach'*

**TFS43**  
**FULL EXTENSION**

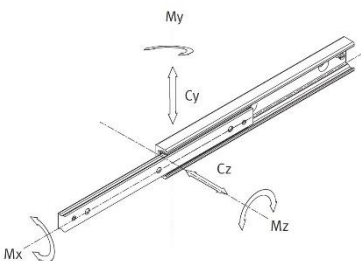


Configuration & Load Table					
Part Number	Installation Length "L"	Extension Length "D"	Load Capacity		No. of Holes
			Cy (N)	C100 (N)	
4080.TFS43.1490	1490	1516	3713	10750	19
4080.TFS43.1570	1570	1616	3445	10988	20
4080.TFS43.1650	1650	1686	3325	11830	21
4080.TFS43.1730	1730	1756	3213	12665	22
4080.TFS43.1810	1810	1856	3011	12910	23
4080.TFS43.1890	1890	1926	2919	13743	24
4080.TFS43.1970	1970	2026	2750	13983	25

Load capacity are stated per single extended slide Axial (Y) & Coaxial (Z) in Newtons

**Mounting details**

Options: Various dimensions of the main profile, slide lengths, extensions, drillings and hole centres to customer requirements



We recommend use the major axis, do not dismantle the slide! The maximum safe load is given for a fully extended pair of slides, mounted on the major axis, with a load spread uniformly along the inner beam.

- Material:** Beams: Cold drawn steel CF53
- Induction hardened raceways 58+4 HRC
- Depth of hardening: Min 0.8mm
- Black zinc passivate corrosion protection
- Four point bearing contact bearings with zero clearance
- Bearings: GCr15 60+4 HRC, Cage material: SPCC
- Two way travel by removal of stop screw
- Max operational temp: 170 degs C (+hi-temp lube)
- Max operating speed: 0.8 m/s
- We recommend external stops are used during operation

*'UK Company, Global Reach'*